

THE PEMBROKE

Contemporary Traditional Awning



THE PEMBROKE

The traditional awning that incorporates seamlessly into any architectural design.


Based on the classic European design, the Pembroke incorporates custom steel arms, a fabric covered front rail and a weighted valance to create a sleek yet traditional awning.

Available in a wide selection of premium acrylic canvas and frame powdercoating options.

Options for fixed or retractable operations. Both use an easy, streamline installation.

Manual crank handle or remote control motor operation enables effortless operation to protect from the elements. Smart operation is also available.

Available in a variety of widths and projections to suit any window or door.



Pembroke


Awning Dimensions	
Minimum Width	300 mm
Maximum Width	4000 mm
Minimum Projection	250 mm
Maximum Projection	1200 mm
Installation Angle	Custom
Retractable Operation	
Installation Angle	90°
Operation	Remote Control or Crank Handle



Traditional European Design



Full Branding Possibilities



Fixed or Retractable Options Available




Residential and Commercial Applications

Fabric and Frame Colour Options



Over 200 Fabric Colours and Patterns Available



Over 100 Frame Colours Available



Unit 12/108 Welshpool Road, Welshpool, WA 6106

(08) 9361 2728

www.awningrepublic.com.au

sales@awningrepublic.com.au

