

# THE SHERATON

Retractable Waterproof Roof



# THE SHERATON

The versatile, flexible and innovative retractable waterproof roof designed to withstand the elements and compliment any outdoor area.

The Sheraton Roof Range is made from architectural grade aluminium and stainless steel fixtures that have been developed to ensure smooth operation and high durability.

Utilising an architectural grade waterproof fabric and integrated water seals, the system can provide 100% rain protection.

Custom made to suit each individual area with a large range of fabric and powder coating colour options.

Folding away at the touch of a button, the Sheraton Roof Range is powered by a high torque motor drive system.


Optional recessed dimmable LED downlights and weather sensors.



Freestanding or Integrated



Translucent or Blockout Fabrics



Commercial and Residential Applications




Optional LED Lights

## Standard Colour Options



Over 100 Fabric Colours Available



Over 100 Frame Colours Available

## Side-Fall Options



Trapezium



Taut Trapezium



Stand-Down Sidefall

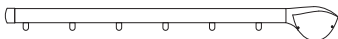
## Sensor Options



Rain Sensor



Wind Sensor

	 <p>Sheraton Roof Range</p>
Roof Dimensions	
Minimum Width	2000 mm
Maximum Width	13000 mm (Limitless When Coupled)
Minimum Projection	2000 mm
Maximum Projection	10000 mm
Minimum Installation Angle	0 - 10 degrees
Head Box Dimensions	
Operation	Remote / Wall Switch / App
Motor System (Torque)	240V / 1.1 - 1.8A (55 - 120 Nm)

Unit 2/9 Milford Street, East Victoria Park, WA 6101

(08) 9361 2728

[www.awningrepublic.com.au](http://www.awningrepublic.com.au)

[sales@awningrepublic.com.au](mailto:sales@awningrepublic.com.au)





# THE SHERATON



## Design Series

The Design Series is installed to an existing wall or supporting frame and is supplied with its own framework and front posts. The Design Series has no front beam or gutter, offering unobstructed views. For systems over 5m projection a slimline architectural aerofoil louvre fin is integrated along the front edge for structural support. Ideal for applications where the perfect outlook needs to be left undisturbed.



## Novo / Smooth Series








The Novo/Smooth Series is anchored onto an existing wall or structure and is installed with its own framework, posts and integrated gutter system to offer motorised sun and rain protection for indoor/outdoor living. Ideal for larger areas, the Novo/Smooth Series can cover large areas in single systems or couple multiple systems side by side for greater flexibility.



## Pure Series

The Pure Series offers the option to integrate the benefits of the Sheraton system into new or pre-existing structures for streamline appeal. Utilising a structure made of steel, wood or even stainless steel, the sleek design of this model offers endless possibilities and when incorporated together offers flexibility to work in with the surrounding architecture for unrivalled aesthetic appeal.

(Specs. Common to All Systems Shown in Grey Shading)

(Specs. Common to All Systems Shown in Grey Shading)		Design Series	Novo / Smooth Series		Pure Series
SYSTEM DETAILS		Max Projection	5m / 6m	7m / 10m	10m
		Max Width of Single Field	4.5m / 2 Rafters		
		Max Width of Twin Field	9m / 3 Rafters		
		Max Width of Triple Field	13m / 4 Rafters		
		Max Width of Coupled Systems	Limitless		
		Rafter Dimensions	80 x 125mm	80 x 125mm / 110 x 160mm	60 x 125mm
		Post Dimensions	90 x 90mm	80 x 95mm / 100 x 130mm	n/a
		Fabric Fold / Stack Depth	550 - 1250mm	550 - 1700mm	550 - 1700mm
		Fabric Fold / Stack Height	200 - 400mm		
		Motor System	240V / 1.1 - 1.8Amps		
		Motor Torque	55 - 120 Mn		
		Control	Handheld Remote / App		
		Fabric Options	Translucent or Blockout		
		Fabric Colours	Over 100 Fabric Colours		
		Frame Colours	Over 120 Dulux Colours		
	Wind Resistance	59km/h up to 237km/h*	72-237km/h // 58-237km/h*	80km/h up to 237km/h*	
	*Wind rating can vary on system size, location and installation. Figures stated are ratings for max and min system sizes				
OPTIONS		Lighting System	Integrated Recessed LED Lighting		
		Lighting Control	Remote - Dimmer		
		Weather Sensors	Wind / Rain		
		Curved Model	n/a	Yes	Yes
		Freestanding Model	Yes	Yes	n/a
Customised Variations		Yes			

Unit 2/9 Milford Street, East Victoria Park, WA 6101



(08) 9361 2728

[www.awningrepublic.com.au](http://www.awningrepublic.com.au)

[sales@awningrepublic.com.au](mailto:sales@awningrepublic.com.au)



# THE SHERATON



📍 Unit 2/9 Milford Street, East Victoria Park, WA 6101  
☎ (08) 9361 2728  
🌐 [www.awningrepublic.com.au](http://www.awningrepublic.com.au)  
✉ [sales@awningrepublic.com.au](mailto:sales@awningrepublic.com.au)

