

café series

European design and contemporary styling to suit your outdoor lifestyle

Café Series Umbrellas

These quality aluminium umbrellas offer stylish cafe-style shade and rain protection. They are the perfect addition to your alfresco area or outdoor setting.

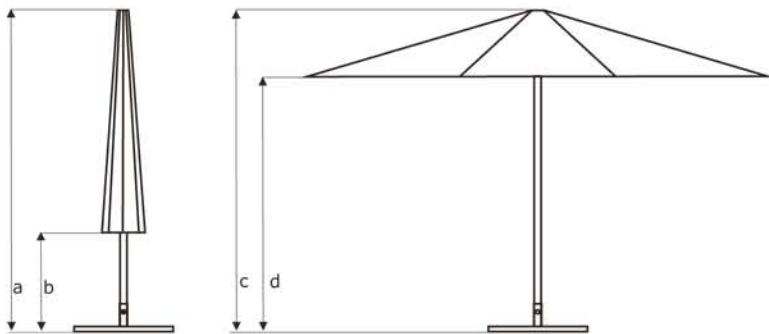
Features

- Easy to open and close with rope & pulley system
- Water-repellant and UV-resistant canopies
- Lightweight anodized aluminium frames
- Moveable bases available or in-ground fitting system option
- Suitable for residential and commercial use




café series

European design and contemporary styling
to suit your outdoor lifestyle







Easy to use
rope & pulley
mechanism



Quality nylon
connectors



Quality canvas
offers UV and
rain protection

Frame Specifications	 2m sq	 2.8m oct	 3m sq	 4.2m oct
Post (outside diameter x thickness x length) (mm)	40 x 2.0 x 2600	40 x 2.0 x 2600	50 x 2.0 x 2900	50 x 2.0 x 2900
Long arms (mm)	18 x 24 x 1.2	18 x 24 x 1.2	18 x 30 x 1.2	18 x 30 x 1.2

Dimensions of closed umbrella

Height(mm) (a)	2600	2600	2900	2900
Closed canopy clearance (mm) (b)	1000	1000	750	750

Dimensions of open umbrella

Height(mm) (c)	2600	2600	2900	2900
Canopy edge height (mm) (d)	2050	2050	2100	2100

Weight

Umbrella (unboxed) (kg)	6.5	9.5	14.5	16.5
-------------------------	-----	-----	------	------

Packaging Dimensions

Total Length (inc post) (mm)	1670x 205x 205	1670x 205x 205	2960x 230x 230	2960x 230x 230
Weight (boxed umbrella) (kg)	9.5	13	18	21.5

Accessories

(1) Base Plate (mm)	500 x 500	500 x 500	600 x 600	600 x 600
(2) In-ground Sleeve (mm)	40 adaptor	40 adaptor	50 adaptor	50 adaptor
Protective Cover	Small	Small	Medium	Medium

Colour Range*



Black



Natural



White

*Fabric colours may vary slightly from printed swatches shown above



Base Plate



In-ground Socket & Sleeve kit